



Behavior-based Safety Checklist

19 Apr 2023 / Manila / Jairalyn Ang

Complete

Score	15 / 17 (88.24%)	Flagged items	2	Actions	1
Site					
Manila					
Location					
1747 Stone Lane, Philadelphia PA 19108					
Observed by					
Jairalyn Ang					
Conducted on					
19 Apr 2023 09:30 PST					

Flagged items & Actions

2 flagged, 1 action

Flagged items

2 flagged, 1 action

Behavior-based Safety Checklist / CRITICAL SAFE BEHAVIOR / BODY USAGE & POSITION

Pinch Point (aware of and avoid pinch points - pinch points blocked, maintaining body parts out of pinch points)

At Risk

asked worker if he knew about pinch points and he honestly said that he vaguely remembers them



Photo 4

Behavior-based Safety Checklist / CRITICAL SAFE BEHAVIOR / EYES ON PATH/HANDS

Travel Path (non-hazardous route of travel, a path of the least potential incident - walking/driving around spills, barricades, rough terrain)

At Risk

reminded worker of proper placement of fire extinguisher



Photo 8



Photo 9

To do | Assignee: SafetyCulture Staff | Priority: Low | Due: 26 Apr 2023 10:06 PST | Created by: SafetyCulture Staff

One-on-one safety observations

Other actions

0 actions

Behavior-based Safety Checklist

2 flagged, 1 action, 15 / 17 (88.24%)

Safety Observation Steps:

1. Introduce yourself, put the worker at ease, and explain the process. Ask permission to do an observation.
2. Ask the person to explain the job that is being performed and define the hazards and precautions associated with the task/s they are performing.
3. Ask open-ended questions to learn more about at-risk barriers. (Ex: What's the worst accident that can happen? How could you be hurt doing this task?)

[This is an example of how you can use iAuditor to include best practice reference images in your templates to assist with observations]



4. Observe the job and add comments by tapping NOTE/photos by tapping IMAGE. Provide positive feedback by praising safe behaviors first. Draw out the corrective action that may be required (create this action by tapping ACTION).
5. Obtain a commitment that the individual will carry out this action and thank the person for participating.

CRITICAL SAFE BEHAVIOR

2 flagged, 1 action, 15 / 17 (88.24%)

PPE

6 / 6 (100%)

Head Protection - (hard hat worn appropriately where the hazard exists)

Safe



Photo 1

Eye & Face Protection (proper eye and face protection for the task - glasses, face shield, goggles)

Safe

Hearing Protection (proper hearing protection where the hazard exists - ear plugs, ear muffs)

Safe

Hand Protection (proper gloves)

Safe

this worker performed JSA using his phone and he got reminded about the need to wear gloves when operating a concrete cutter




Photo 2

Body Protection (proper protective clothing, long pants, shirt with at least 4" collar)

Safe

Visibility - Class II (minimum) hi-visibility safety vest

N/A

Foot Protection (proper foot protection - steel-toed shoes or boots)

Safe



Photo 3

BODY USAGE & POSITION

1 flagged, 3 / 4 (75%)

The worker is positioning his body to avoid injury by any moving hazards (caught between, falling objects)

Safe

Lifting (proper lifting techniques - using legs, back straight, weight close to the body, feet flat on the ground, knees bent)

Safe

Pinch Point (aware of and avoid pinch points - pinch points blocked, maintaining body parts out of pinch points)

At Risk

asked worker if he knew about pinch points and he honestly said that he vaguely remembers them



Photo 4

At-Risk Barrier




	Training Issue, Unfamiliar	Apathy, Insignificant
Awkward Position (proper body mechanics - over-extended, using leg not back when pulling)		Safe
TOOLS & EQUIPMENT		3 / 3 (100%)
Tool Use/Selection (using the right tool for the job and using it properly - correct style wrench, pry bar)		Safe
 <p>Photo 5</p>		
Condition - tools, even if correct for the job, must be in good condition (air hoses, hose connections, pipe wrench, etc)		Safe
one worker even said that he checked the last time his tools were inspected		
Position Parked (the vehicle is left in the position which creates the least possibility of an incident and safety of the public)		Safe
properly parked truck and adequate traffic cones in place		
 <p>Photo 6</p>  <p>Photo 7</p>		
EYES ON PATH/HANDS		1 flagged, 1 action, 3 / 4 (75%)
Eyes On Path (watching where you're going and go where you're watching - looking for/being aware of hazards).		Safe
Eyes On Hands (aware of hand placement - watching where hands are placed during work or near hazard, not being distracted)		Safe
Ascending/Descending (proper climbing techniques on trucks and trailers - facing the ladder, not skipping rungs or steps, hold onto handles)		N/A
Travel Path (non-hazardous route of travel, a path of the least potential incident - walking/driving around spills, barricades, rough terrain)		At Risk
reminded worker of proper placement of fire extinguisher		



Photo 8



Photo 9

To do | Assignee: SafetyCulture Staff | Priority: Low | Due: 26 Apr 2023 10:06 PST | Created by: SafetyCulture Staff

One-on-one safety observations

At-Risk Barrier

Disagreement on At-Risk Practices

Accepted Culture, Peer Pressure

Travel Speed (rate of speed to minimize potential incidents based on environment, surroundings or changing conditions)

Safe

COMPLETION

Additional Observations

Overall, our Pennsylvania South Team demonstrates safe working behavior. Improvement goals set for refresher training and total safety culture standards.

Observer Name & Signature

Jairalyn Ang
19 Apr 2023 10:07 PST

Media summary



Photo 1



Photo 2



Photo 3



Photo 4



Photo 5



Photo 6



Photo 7



Photo 8



Photo 9